



SELMA UNIFIED SCHOOL DISTRICT
3036 THOMPSON AVE., SELMA, CA 93662

(559) 898-6500 FAX (559) 896-7147

MEMORANDUM

TO: All Instructional and Office Staff

FROM: Larry Teixeira, Assistant Superintendent

DATE: October 20, 2015

RE: COPsync911

The District has purchased a service called COPsync911 that enables classroom and office staff to contact the five closest police officers directly from their computers in the case of a person with a weapon on campus. When activated, anyone with the COPsync911 app on their computer or mobile device can contact and communicate directly with law enforcement in order to more quickly locate and subdue a person with a weapon. COPsync's representatives state that using COPsync rather than calling 911 can save five minutes or more on the response time of law enforcement.

Within the next week, you will receive via email a link to a web application with instructions on how to download and install the app. After the app has been installed, our Technology Department will activate it. The app will be fully ready to use at that point.

The document below shows how and when to use the COPsync app. Although it can be used for many types of emergencies, we are asking that Selma Unified staff use it only if you see or hear someone with a weapon on campus. The benefit of the system is that it allows you to communicate directly with a police officer without having to go through the 911 dispatcher. So, for example, if you hear gun shots outside of your classroom, you can click on the COPsync icon and use the keyboard to tell police officers the location of the intruder. Officers will have maps of each school so they will know the best route to your location.

Another benefit is that when one person on a campus activates the COPsync icon, the communication box pops up on every employee computer on the site. That way, everyone knows what's happening immediately and, if the intruder is moving to different areas on campus, others can provide updated information to officers.

Additional information, including a COPsync911 training video, can be viewed by going to the Business Services page on the District's web site. We recommend that each site runs a drill at least once a year to show staff how the system works. We certainly hope you never need to use the system, but hope this tool helps get law enforcement more quickly to where they need to be if the situation does arise. Please feel free to email me at lteixeira@selmausd.org if you have any questions. Thank you.



Usage Quick Step Guide

Launching COPsync911

Windows: Double click the COPsync911 icon to request help in real-time

Windows Desktop



OR



Windows Shortcut: **Ctrl + Alt + 9**

Mobile Web App: Touch the COPsync911 icon to request help in real-time

Mobile Web App



Send the Alert or Cancel the Alert


Select "Send Alert" or allow the Alert to send after 15 seconds

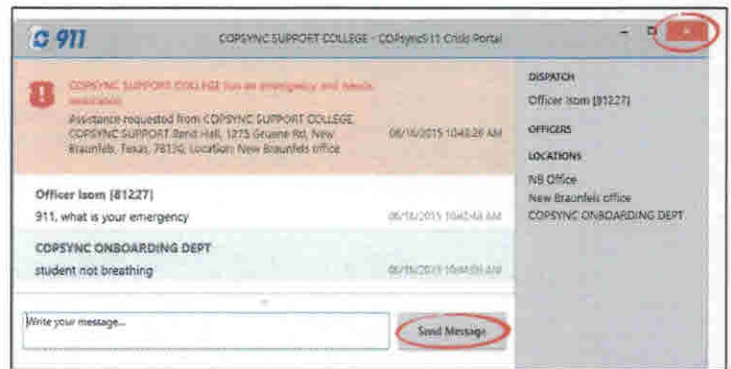
Select "Cancel" if triggered unintentionally



Communicate with Law Enforcement

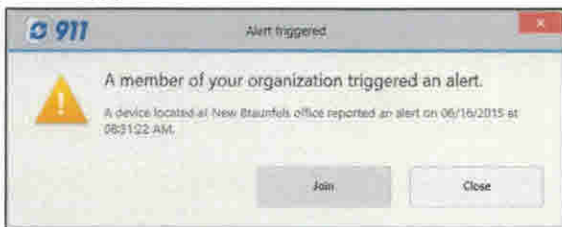
You have a direct connection to the nearest Law Enforcement Agency. Type your message and watch for a response

Select the  in the upper right corner once the crisis has been resolved as indicated by Law Enforcement to ensure the system will be in "Ready" mode for future crisis

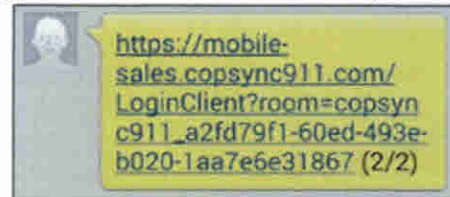


Joining an Alert already in session

Desktop Users: Select "Join" when an Alert has been triggered from another location



Mobile Web App: Users with SMS Notifications enabled will receive a link to "Join" the Alert session. Logging into the Dataonix Portal is required



COPsync911 Errors

Error: Call 911 if the Alert is not able to send



Red X: Call 911 if assistance is needed & Notify your IT Administrator to investigate system issues

